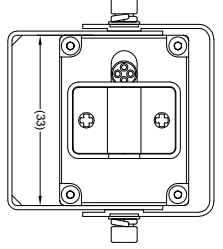
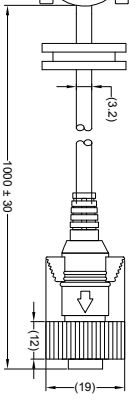
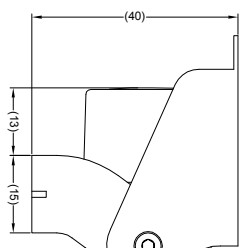
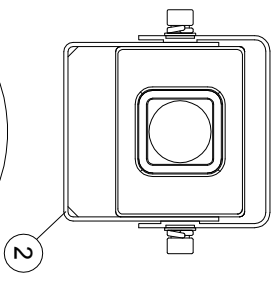
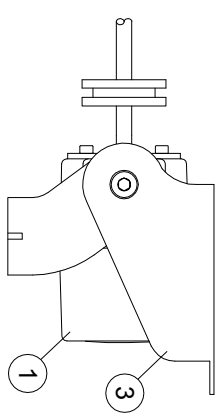
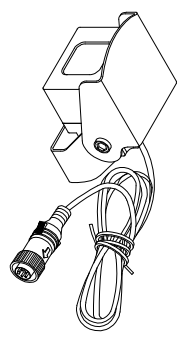
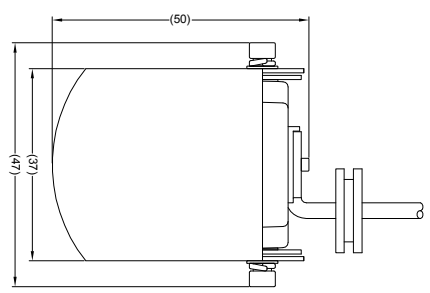
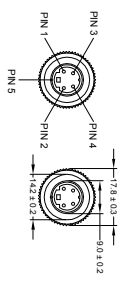


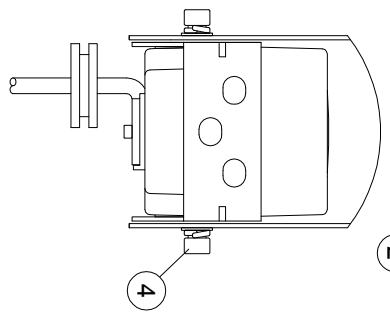
ITEM	STOCK CODE	QTY	DESCRIPTION
1	(#3486)	1	BE-822C-C CAMERA ONLY
2	(#3484)	1	BE-82XC-BKT CAMERA BRACKET
3	(#3485)	1	BE-82XC-SS CAMERA SUNSHIELD
4	(#3487)	1	BE-82XC-FIX CAMERA FIXING PACK
5	(#3488)	1	BE-82XC-IG INSTALLATION GUIDE (NOT SHOWN)



VIEW A



PN#	WIRE COLOUR	DESCRIPTION
1	YELLOW	VIDEO
2	RED	+5V
3	BLUE	N.C
4	WHITE	N.C
5	BLACK/WHITE	GND



- NOTES:**
1. REFER TO "PRODUCT SPECIFICATION" FOR MORE DETAILS.
 2. REFER TO COMPONENT DRAWINGS FOR COMPONENT DETAILS.
 3. ENSURE SELF AMALGAMATING TAPE IS USED DURING INSTALLATION.
 4. ANY CUSTOMER MODIFICATION OF THIS PRODUCT CAUSING SUBSEQUENT FAILURE IS NOT A LIABILITY OF BRIGADE ELECTRONICS PLC.

PROPRIETARY NOTICE
 THIS DESIGN AND TECHNICAL INFORMATION APPEARING ON THIS DRAWING IS THE PROPERTY OF BRIGADE ELECTRONICS, AND IS DISCLOSED IN CONFIDENCE. IT IS NOT TO BE COPIED, REPRODUCED, REVEALED TO OR EXPLOITED BY OTHERS, EITHER IN WHOLE OR IN PART WITHOUT THE EXPRESS WRITTEN CONSENT OF BRIGADE ELECTRONICS.

BRIGADE
 www.brigade-electronics.com

Assembly Pl Approval		Approved by DKERAL		Checked by JNEWMAN		Drawn by MBUTLER	
Angle of Projection Third Angle		Units mm	Scale N/A	Released 23/09/10	Assembly Ref ECC-85		
Status RELEASED		BE-822C					
Part No #2151A		BE-001246-01-10					